

REVISION DATA		
REV	DESCRIPTION	DATE
A0	NEW DRAWING	16-3-29

Technical Data
 Material: Pin(outer sleeve):Brass, machined CuZn38Pb2
 Plating(outer sleeve):
 Tin Plated:2μm/80μm"Ni, 5μm/200μ"Sn
 Gold Plated:2μm"/80μm"Ni, 0.8μ" gold
 Plating(Contact):2μm/80μ"Ni, gold or Tin plated
 Insulator:PPS UL94V-0

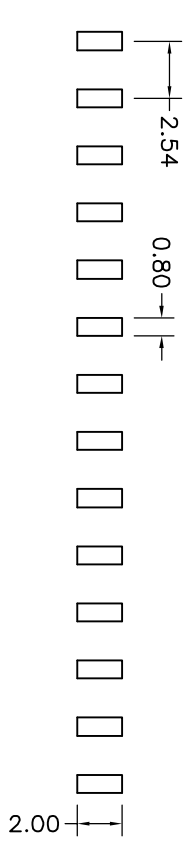
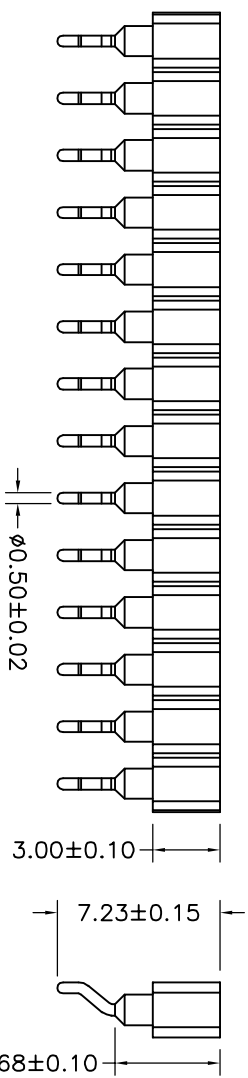

Clip(Contact 4 Finger):Beryllium copper, heat teated

Electrical:

Current rating:3Amps/contact max.
 Contact resistance: ≤4mΩ/contact
 Insulation resistance: ≥1000MΩ at V=100V
 Operating voltage:60VAC/DC

Mechanical:

Average Insertion force with steel pin of ∅0.432: <250g
 Average withdrawal force with steel pin of ∅0.432: >70g
 Mechanical life cycle:min 200
 Operating temperature:-40° C to+105° C
 Soldering temperature:+255° C
 Critical Dimensions:⊗



P. C. B LAYOUT

QZT1	X	X	-	X	XX	XX	XX	XXXX	X
Pitch(mm) A=1.27 B=1.778 C=2.00 D=2.54	Insulator Type code 1=Single row 2=Double row 3=Three row	Angel Options D=180° R=90° S=SMT I=IC W=SMD	No. of Positions XX positions	Pin plated T1=Tin 150μ" T2=Tin 200μ" G1=G/F G2=Gold 3μ" G3=Gold 10μ" G4=Gold 15μ" G5=Gold 30μ"	CLIP plated T1=Tin 150μ" T2=Tin 200μ" G1=G/F G2=Gold 3μ" G3=Gold 10μ" G4=Gold 15μ" G5=Gold 30μ"	Pin Length Options 07/3=7.43mm	Specifications A=Public seat B=Female seat		

QZTconn 东莞市启之泰电子科技有限公司

TOLERAVCE	PROJ ECTON	TITLE:
X. XXX ±0.05	DATE: 2016-3-29	Single row socket connector 2.54mm
X. XX ±0.15	DRAWN: TANG-S-G	L=7.43mm SMD
X. X ±0.20	CHECKED:	PART NO: QZTD1-WXXXXXX0743B
ANGLE ±5.0°	APPROVED:	DRAWING NO: 2016032909

REV: A0	UNIT: mm	SCALE: FULL	SIZE: A4
---------	----------	-------------	----------