

REVISION DATA		
REV	DESCRIPTION	DATE
A0	NEW DRAWING	16-4-21

Technical Data

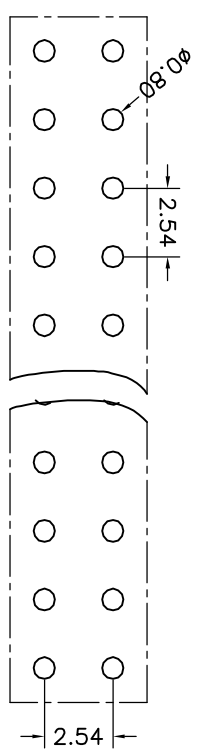
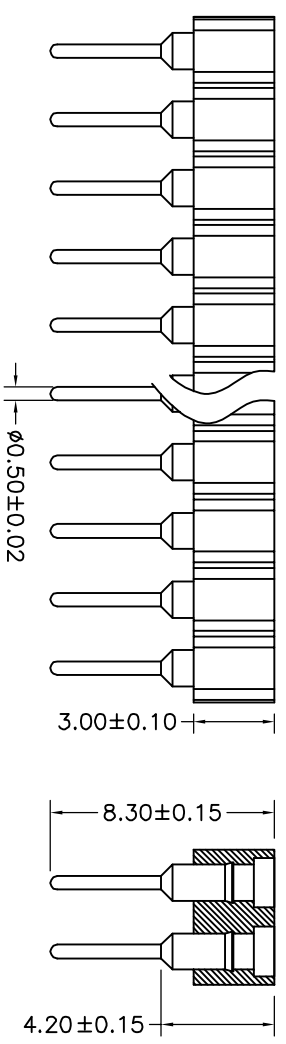
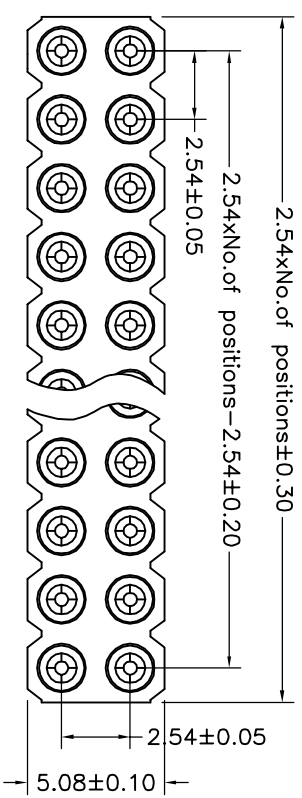
Material: Pin(outer sleeve): Brass, machined CuZn38Pb2
 Plating(outer sleeve):
 Tin Plated: 2μm/80μm²Ni, 5μm/200μ²Sn
 Gold Plated: 2μm²/80μm²Ni, 0.8μ² gold
 Plating(Contact): 2μm/80μ²Ni, gold or Tin plated
 Insulator: PPS UL94V-0
 Clip(Contact 4 Finger): Beryllium copper, heat teated

Electrical:

Current rating: 3Amps/contact max.
 Contact resistance: ≤4mΩ/contact
 Insulation resistance: ≥1000MΩ at V=100V
 Operating voltage: 60VAC/DC

Mechanical:

Average Insertion force with steel pin of φ0.432: <250g
 Average withdrawal force with steel pin of φ0.432: >70g
 Mechanical life cycle: min 200
 Operating temperature: -40° C to +105° C
 Soldering temperature: +255° C



P. C. B LAYOUT

Q27	X	X	-	X	XX	XX	XX	XXXX	X
Pitch(mm) A=1.27 B=1.778 C=2.00 D=2.54	Insulator Type code 1=Single row 2=Double row 3=Three row	Angel Options D=180° R=90° S=SMT I=IC	No. of Positions XX positions	Pin plated T1=TiN 150μ" T2=TiN 200μ" G1=6/F G2=gold 3μ" G3=gold 10μ" G4=gold 15μ" G5=gold 30μ"	CLIP plated T1=TiN 150μ" T2=TiN 200μ" G1=6/F G2=gold 3μ" G3=gold 10μ" G4=gold 15μ" G5=gold 30μ"	Pin Length Options 0830-8.30mm	Specifications A=Public seat B=Female seat		

aztconn 东莞市启之泰电子科技有限公司

TOLERANCE	PROJECTION	TITLE:
X. XXX ±0.05 X. XX ±0.15 X. X ±0.20 X. ±0.30 ANGLE ±5.0°	DATE: 2016-4-21 DRAWN: TANG-S-G CHECKED:	Double row socket connector 2.54mm L=8.30mm PART NO: QZTD2-DXXXXXX0830B DRAWING NO: 2016042104

APPROVED:	REV: A0	UNIT: mm	SCALE: FULL	SIZE: A4
-----------	---------	----------	-------------	----------