

2

3

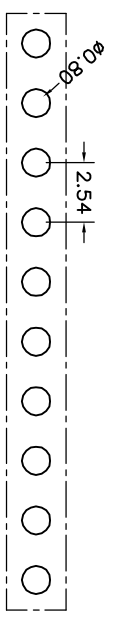
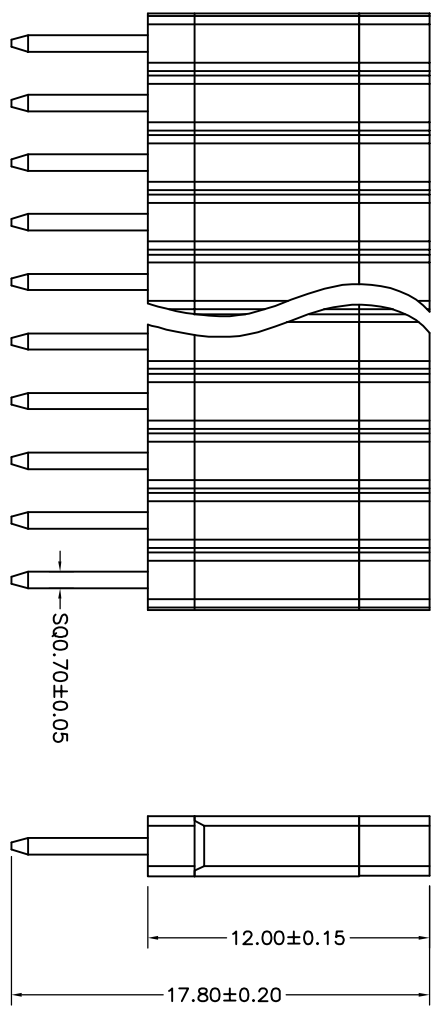
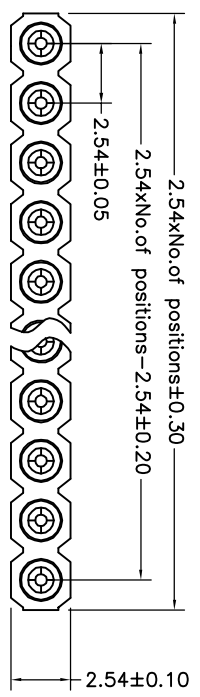
4

5

6

7

REVISION DATA		
REV	DESCRIPTION	DATE
A0	NEW DRAWING	16-4-20



P. C. B LAYOUT

QZT	X	X	-	X	XX	XX	XX	XX	XXXX	X
Pitch(mm) A=1.27 B=1.78 C=2.00 D=2.54	Insulator Type code 1=Single row 2=Double row 3=Three row	Angel Options D=180° R=90° S=50° L=1C	No. of Positions XX	Pin plated T1-Tin 150μ" T2-Tin 200μ" G1=6/F G2=Gold 3μ" G3=Gold 10μ" G4=Gold 15μ" G5=Gold 30μ"	CLP plated T1-Tin 150μ" T2-Tin 200μ" G1=6/F G2=Gold 3μ" G3=Gold 10μ" G4=Gold 15μ" G5=Gold 30μ"	Pin Length Options H20=17.80mm	Specifications A=Female seat B=Female seat			

Technical Data

Material:

Pin(outer sleeve): Brass, machined CuZn38Pb2

Plating(outer sleeve):

Tin Plated: 2μm/80μm Ni, 5μm/200μm Sn

Gold Plated: 2μm/80μm Ni, 0.8μm gold

Plating(Contact): 2μm/80μm Ni, gold or Tin plated

Insulator: PPS UL94V-0

Clip(Contact 4 Finger): Beryllium copper, heat treated

Electrical:

Current rating: 3Amps/contact max.

Contact resistance: ≤ 4mΩ/contact

Insulation resistance: ≥ 1000MΩ at V=100V

Operating voltage: 60VAC/DC

Mechanical:

Average Insertion force with steel pin of ∅0.432: < 270g

Average withdrawal force with steel pin of ∅0.432: > 90g

Mechanical life cycle: min 200

Operating temperature: -40 °C to +105 °C

Soldering temperature: +255 °C

dzconn 东莞市启之泰电子科技有限公司

启之泰

TOLERANCE

X, XXX ±0.05

X, XX ±0.15

X, X ±0.20

X, ±0.30

ANGLE ±5.0°

PROJ ECTON



DATE: 2016-4-20

DRAWN: TANG-S-G

CHECKED: DRAWING NO: 2016042003

TITLE:

Single row socket connector 2.54mm
L=17.80mm H=12.0

PART NO: QZTD1-DXXXXXX1780B-2

REV: A0 UNIT: mm SCALE: FULL SIZE: A4

1

2

3

4

5

6

7

A

B

C

D

E

A

C

D

E