

2

3

4

5

6

7

| REVISION DATA |             |         |
|---------------|-------------|---------|
| REV           | DESCRIPTION | DATE    |
| A0            | NEW DRAWING | 16-3-29 |

Technical Data

Material:

Pin(outer sleeve):Brass, machined CuZn38Pb2

Plating(outer sleeve):

Tin Plated:2µm/80µm"Ni, 5µm/200µ"Sn

Gold Plated:2µm"/80µm"Ni, 0.8µ" gold

Plating(Contact ):2µm/80µ"Ni, gold or Tin plated

Insulator:PPS UL94V-0

Clip(Contact 4 Finger):Beryllium copper, heat teated

Electrical:

Current rating:3Amps/contact max.

Contact resistance:≤4mΩ/contact

Insulation resistance:≥1000MΩ at V=100V

Operating voltage:60VAC/DC

Mechanical:

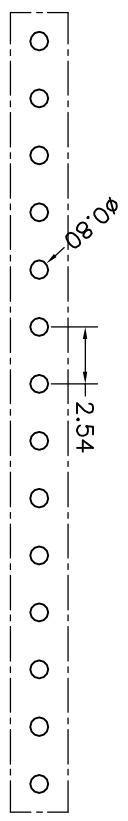
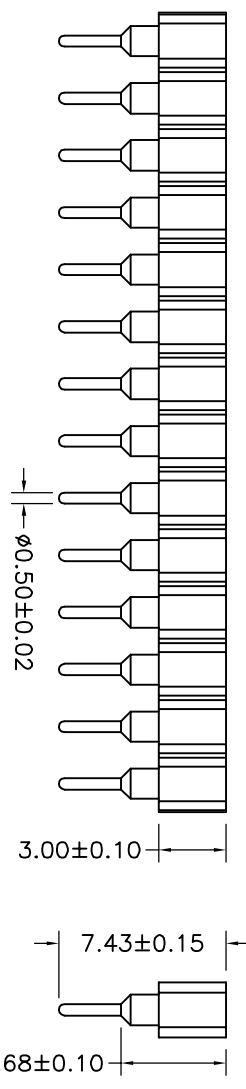

Average Insertion force with steel pin of ø0.432: <250g

Average withdrawal force with steel pin of ø0.432: >70g

Mechanical life cycle:min 200

Operating temperature:-40° C to+105° C

Soldering temperature:+255° C



P. C. B LAYOUT

|  |  |   |                                  |   |  |                                   |  |     |   |
|--|--|---|----------------------------------|---|--|-----------------------------------|--|-----|---|
| QZT1   | X  | X   | -                                | X   | XX   | XX                                | XX   | XXX | X |
| Pitch(mm)<br>A=1.27<br>B=1.778<br>C=2.00<br>D=2.54 | Insulator Type code<br>1=Single row<br>2=Double row<br>3=Three row | Angel Options<br>D=180°<br>R=90°<br>S=SMT<br>I=IC | No. of Positions<br>XX positions | Pin plated<br>T1=TiN 150µ"<br>T2=TiN 200µ"<br>G1=6/F<br>G2=gold 3µ"<br>G3=gold 10µ"<br>G4=gold 15µ"<br>G5=gold 30µ" | CLIP plated<br>T1=TiN 150µ"<br>T2=TiN 200µ"<br>G1=6/F<br>G2=gold 3µ"<br>G3=gold 10µ"<br>G4=gold 15µ"<br>G5=gold 30µ" | Pin Length Options<br>07/3=7.43mm | Specifications<br>A=Public seat<br>B=Female seat |     |   |

**qzconn** 东莞市启之泰电子科技有限公司

| TOLERAVCE    | PROJ ECTON      | TITLE:   |
|--------------|-----------------|--|
| X, XXX ±0.05 | DATE: 2016-3-29 | Single row socket connector 2.54mm<br>L=7.43mm |
| X, XX ±0.15  | DRAWN: TANG-S-G | PART NO: QZTD1-DXXXXXX0743B                    |
| X, X ±0.20   | CHECKED:        | DRAWING NO: 2016032905                         |
| ANGLE ±5.0°  | APPROVED:       | REV: A0 UNIT: mm SCALE: FULL SIZE: A4          |

A

B

C

D

E

A

C

D

E

1

2

3

4

5

6

7