

2

3

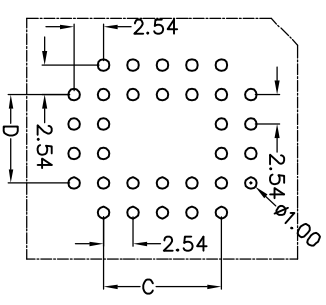
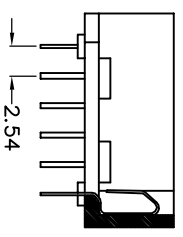
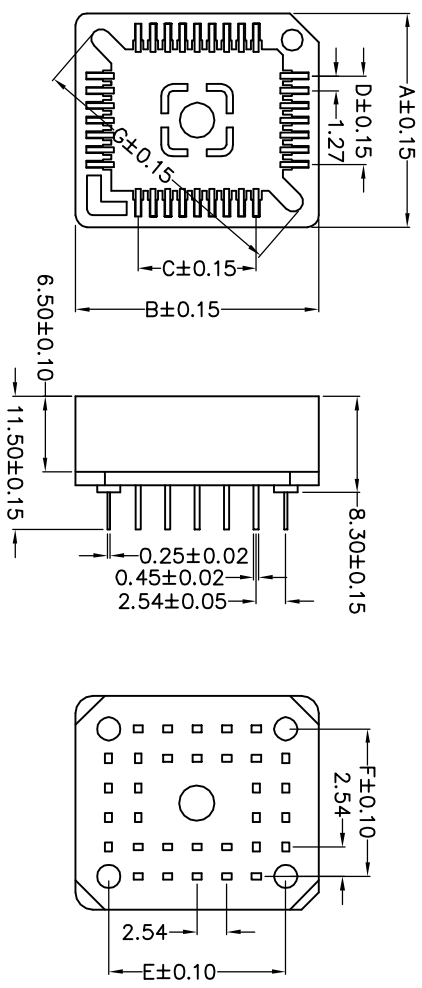
4

5

6

7

REVISION DATA		
REV	DESCRIPTION	DATE
A0	NEW DRAWING	16-4-12



PCB LAYOUT

QZTD X X XX XX X XXX

Pitch (mm) A=1.27 B=1.778 C=2.00 D=2.54	Angel Options P=PGA C1=PLCC-SMT C2=PLCC-DIP	No. of Positions XX positions	Pin plated T1=Tin 150u" T2=Tin 200u" G1=G/F G2=Gold 3u" G3=Gold 10u" G4=Gold 15u" G5=Gold 30u"	Insulator color 1=Black 2=Brown	Serial number 001-999
---	--	----------------------------------	---	---------------------------------------	--------------------------

Technical Data
 Material:
 CONTACT: :phocphor brone
 Plating(outer sleeve):
 Tin Plated:2µm/80µm"Ni, 5µm/200µ"Sn
 Gold Plated:2µm"/80µm"Ni, 0.8µ" gold
 Insulator:PPS UL94V-0

Electrical:
 Current rating:2Amps/contact max.
 Contact resistance:max 20mΩ
 Insatiation resistance:min 5000MΩ
 Dielectric strength:min 600V RMS

Mechanical:
 Contact pressure:min 1.5N per contact
 Mechanical life:min 50 cycles
 Operating temperature:-40 ° C to+105 ° C
 Soldering temperature:+255 ° C

NO.OF CONTACTS	A B C D E F G						
	32P	18.10	20.60	10.16	7.62	10.16	12.70

aztconn 启之泰 东莞市启之泰电子科技有限公司

TOLERAVCE		PROJECTION		TITLE:	
X.XXX	±0.05			PLCC Connectors 2.54mm	
X.XX	±0.15	DATE:	2016-4-12		
X.X	±0.20	DRAWN:	TANG-S-G	PART NO:QZTD-C232XXX008	
X.	±0.30	CHECKED:		DRAWING NO:2016041201	
ANGLE	±5.0°	APPROVED:		REV: A0	UNIT: mm
				SCALE: 1:1	SIZE: A4
					PAGE: 1/2

A

B

C

D

E

A

C

D

E

1

2

3

4

5

6

7