

2

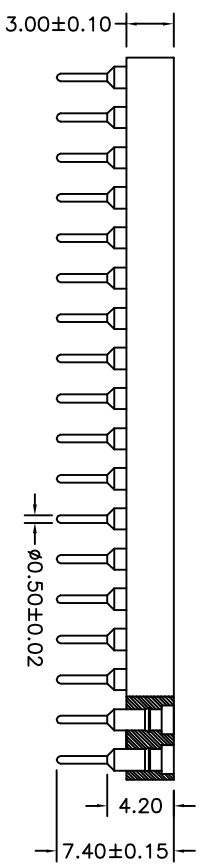

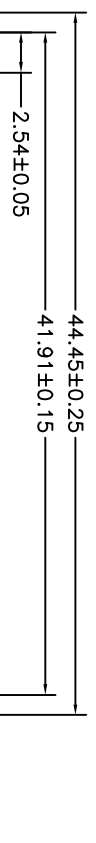
3

4

5

6

7



REVISION DATA		
REV	DESCRIPTION	DATE
A0	NEW DRAWING	16-5-15

Technical Data

Material:

Pin(outer sleeve):Brass, machined CuZn38Pb2

Plating(outer sleeve):

Tin Plated:2μm/80μm²Ni, 5μm/200μ²Sn

Gold Plated:2μm²/80μm²Ni, 0.8μ² gold

Plating(Contact): 2μm/80μ²Ni, gold or Tin plated

Insulator:PPS UL94V-0

Clip(Contact 4 Flinger):Beryllium copper,heat treated

Electrical:

Current rating:3Amps/contact max.

Contact resistance: ≤4mΩ/contact

Insulation resistance: ≥1000MΩ at V=100V

Operating voltage:60VAC/DC

Mechanical:

Average Insertion force with steel pin of ∅0.432: <250g

Average withdrawal force with steel pin of ∅0.432: >70g

Mechanical life cycle:min 200

Operating temperature:-40 ° C to+105 ° C

Soldering temperature:+255 ° C

QZT	X	X	XXX	XX	XX	XXXX	X
-----	---	---	-----	----	----	------	---

Pitch(mm) A=2.54X2, 54 B=2.54X1, 27 C=1.27X1, 27	Angel Options P=FA C1=PICC-SMT C2=PICC-DIP	No. of Positions XXX 324=324PIN	Pin plated T1=Tin 150u" T2=Tin 200u" G1=6/F G2=gold 3u" G3=gold 10u" G4=gold 15u" G5=gold 30u"	CLIP plated T1=Tin 180u" T2=Tin 200u" G1=6/F G2=gold 3u" G3=gold 10u" G4=gold 15u" G5=gold 30u"	Pin Length Options 07/40=7, 40mm	Specifications A=Public seat B=Female seat
---	---	---------------------------------------	---	--	-------------------------------------	--

1

2

3

4

5

6

7

dzconn 东莞市启之泰电子科技有限公司
启之泰

TOLERANCE	PROJECTION	TITLE:
X, XXX ±0.05		Pin grid array sockets
X, XX ±0.15		2.54x2, 54mm 324PIN
X, X ±0.20	DRAWN: TANG-S-G	PART NO: QZTA-P324XXXX0740B
X, X ±0.30	CHECKED:	DRAWING NO:2016051527
ANGLE ±5.0°	APPROVED:	REV: A0 UNIT: mm SCALE: 1:1 SIZE: A4 PAGE: 1/2

A

C

D

E